

B-Track K2vL

General Duty Actuator DC Motor Acme Screw



Up to 600 lbs. (2669 N) Rated Load
Up to 2.7 in. (68.58 mm)/sec. Travel Speed

This value model of the B-track family is well suited for the toughest applications not needing the full load capability of standard K2 models. The K2vL uses a flange bronze bearing configuration for internal load transfer, offering the lowest cost while maintaining the rugged-duty performance capabilities of the B-track family.

K2vL units feature Nitrotec® corrosion protection on end fittings and rods, high performance powder coat paint on cover tubes and gear box covers, providing a totally sealed, weatherproof, and durable finish for years of trouble-free service.

Features

- **Protective coatings** and O-ring seals throughout
- **Hybrid nut and screw design**, no brake needed
- **Ball detent overload clutch**
- **Stroke lengths** 2 to 12 inches (50 to 300 millimeters)
- **Load capacities** up to 600 pounds (2669 N)
- **Speeds up to** 2.7 inches (68.58 millimeters)/sec. travel
- **Thermal overload** incorporated into the motor
- **Heavy wall construction**
- **Double ball bearing motors**
- **Heat treated gears**
- **Rugged extension rod** bearing support

Typical Applications

- Flow gate open/close
- Deck and implement lifts for tractors and mobile applications
- Wheelchair and scooter lifts
- Bin and tank cover lifts
- Remote engine clutch engagement

Load/Current/Speed/Duty Cycle

- Maximum Static Rating: 3,000 lbs. (13345 N) Static (in-line load)
 - Refer to performance chart for load/current/speed capabilities
 - Stroke Length Tolerance: +/- .06" (1.52mm)
 - Motor is protected with auto reset breaker inside motor housing (temperature/current/time dependent)
 - Overload clutch setting: +25% over rated dynamic load
 - Duty cycle is time/temperature/load dependent, suggested guidelines are:
 - 50% max on-time/50% off-time for loads up to 50% of capability
 - 25% max on-time/75% off-time for loads between 50%-80% of capability
 - 10% max on-time/90% off-time for loads between 80%-100% of capability
- (Load/stroke profiles will allow some adjustment variation from these guidelines.)

Operating Environment

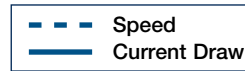
- Ambient temp range: -20° F to +150° F (-29° C to +65° C)
- Weather resistant enclosure & seals (IP69K Static, IP65 capable, 250 hour salt spray, 500 hour for paint)
- Normal operating voltage: 10-16 vdc (Ratings are at 12 vdc Normal.)

Control/Connections

- 14 gauge stranded lead wires-UL style 1230 w/PVC insulation Class F 105° C
- Use momentary contact double pole/double throw switch in powering unit for extend/retract operation. (ON)-OFF-(ON) DPDT
- Connectors:
 - Packard 56 series or Delphi Weather-Pack
 - Packard 56 series with 56 series blades (#2984883 & #2962987)
 - Delphi Weather-Pack series (#121015792 & #12010973)

Performance Graphs Imperial Measurements*

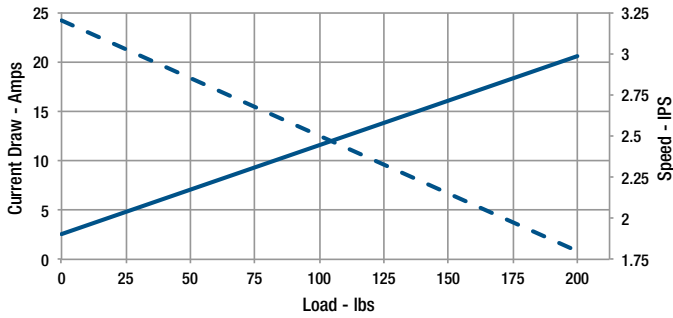
*Performance Chart Measurements are Nominal



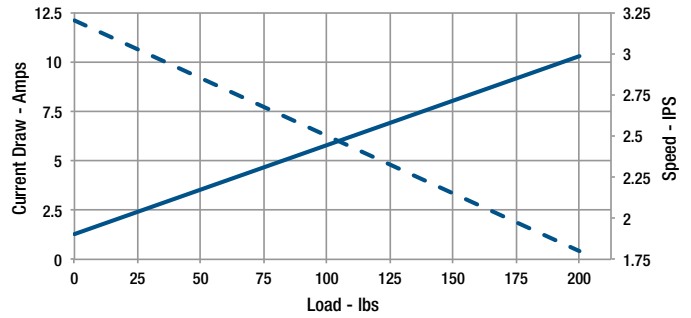
Load Capacity 200 lbs.

For Metric Measurements, see page 26.

K2vL.G05-12VDC



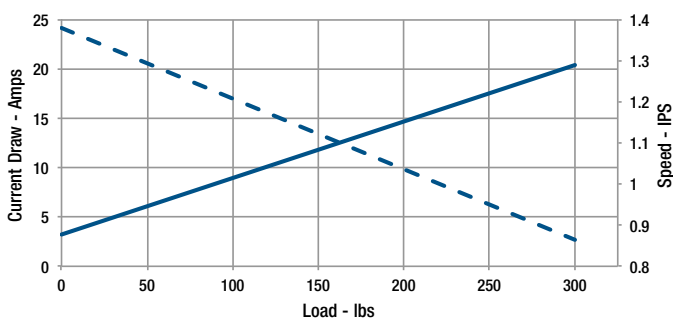
K2vL.G05-24VDC



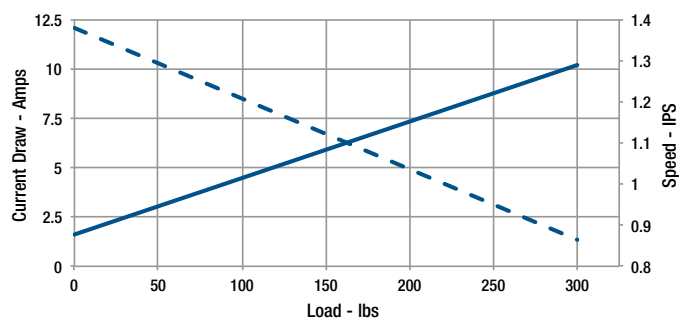
Load Capacity 300 lbs.

For Metric Measurements, see page 26.

K2vL.G10-12VDC



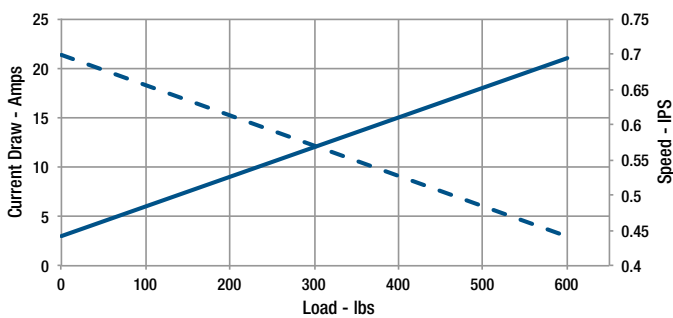
K2vL.G10-24VDC



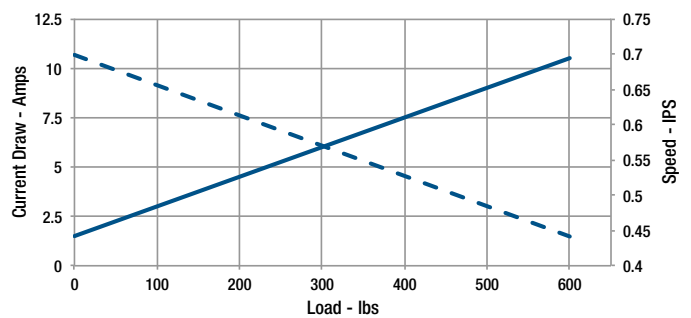
Load Capacity 600 lbs.

For Metric Measurements, see page 26.

K2vL.G20-12VDC



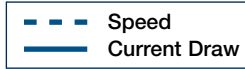
K2vL.G20-24VDC



B-Track K2vL

Performance Graphs Metric Measurements*

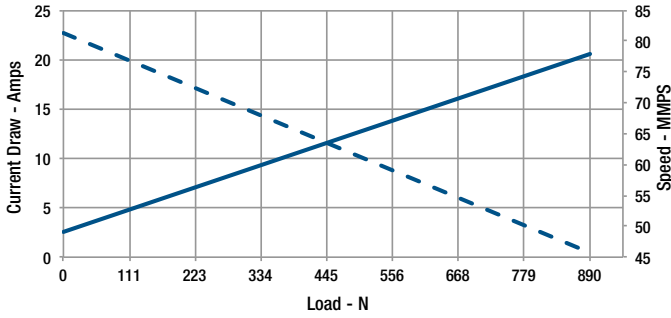
*Performance Chart Measurements are Nominal



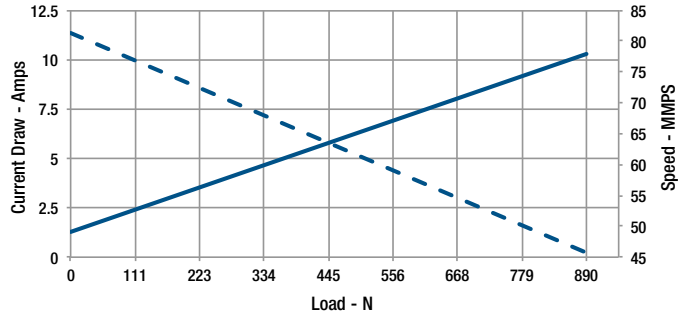
Load Capacity 890 N

For Imperial Measurements, see page 25.

K2vL.G05-12VDC



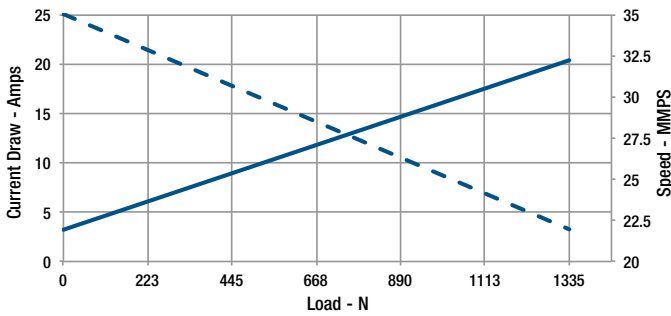
K2vL.G05-24VDC



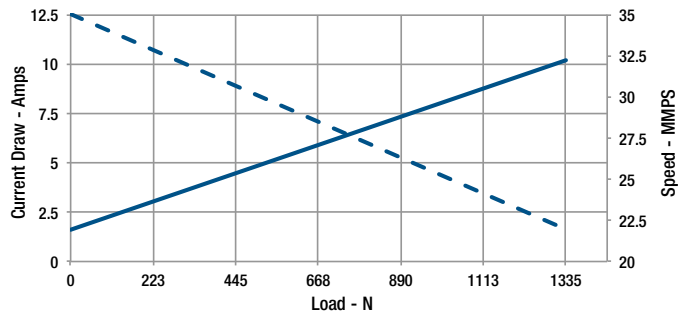
Load Capacity 1335 N

For Imperial Measurements, see page 25.

K2vL.G10-12VDC



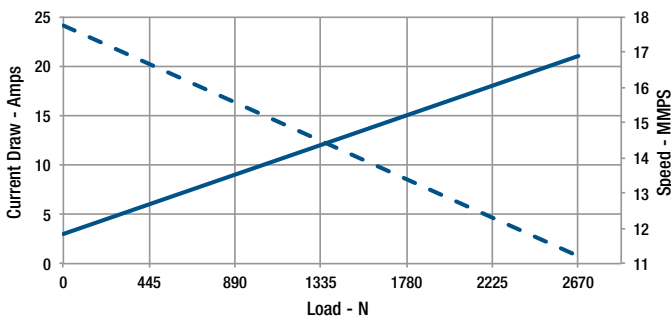
K2vL.G10-24VDC



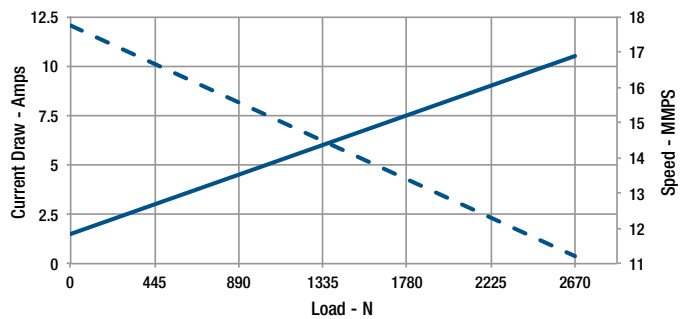
Load Capacity 2670 N

For Imperial Measurements, see page 25.

K2vL.G20-12VDC



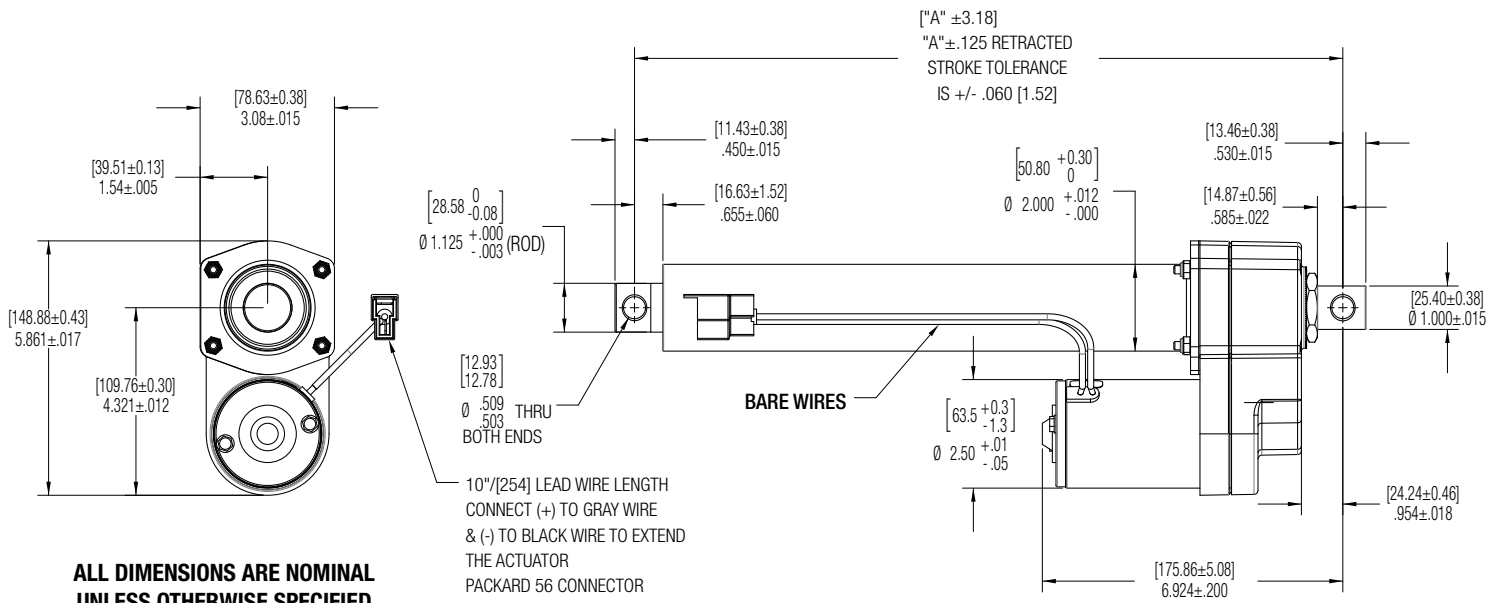
K2vL.G20-24VDC



Dimensions

B-Track K2vL	Stroke	in.	mm	in.	mm	in.	mm	in.	mm	in.	mm	in.	mm
		2	51	4	102	6	152	8	203	10	254	12	305
	A	8.32	211.3	10.32	262.1	12.32	312.9	14.32	363.7	16.32	414.5	18.32	465.3

Note: Special lengths available



**ALL DIMENSIONS ARE NOMINAL
UNLESS OTHERWISE SPECIFIED**

Measurements in inches, metric in brackets.